

Libtetrabz Documentation

Release 2.0.0

kawamura

Jun 17, 2023

CONTENTS

1	Introduction	1
2	Installation	2
2.1	Important files and directories	2
2.2	Prerequisite	2
2.3	Installation guide	2
2.4	Options for configure	4
3	Linking libtetraz	5
4	Subroutines	6
4.1	Total energy, charge density, occupations	6
4.2	Fermi energy and occupations	7
4.3	Partial density of states	8
4.4	Integrated density of states	9
4.5	Nesting function and Fröhlich parameter	10
4.6	A part of DFPT calculation	11
4.7	Static polarization function	12
4.8	Phonon linewidth	13
4.9	Polarization function (complex frequency)	14
5	Piece of sample code	16
6	Re-distribution of this program	17
6.1	Contain libtetraz in your program	17
6.2	Build libtetraz without Autoconf	17
6.3	MIT License	18
7	Contacts	19
8	Appendix	20
8.1	Inverse interpolation	20
8.2	Double delta integration	21
9	Reference	23

INTRODUCTION

This document explains a tetrahedron method library `libtetrabz`. `libtetrabz` is a library to calculate the total energy, the charge density, partial density of states, response functions, etc. in a solid by using the optimized tetrahedron method [1]. Subroutines in this library receive the orbital (Kohn-Sham) energies as an input and calculate weights $w_{nn'k}$ for integration such as

$$\sum_{nn'} \int_{\text{BZ}} \frac{d^3k}{V_{\text{BZ}}} F(\varepsilon_{nk}, \varepsilon_{n'k+q}) X_{nn'k} = \sum_{nn'} \sum_k^{N_k} w_{nn'k} X_{nn'k} \quad (1.1)$$

`libtetrabz` supports following Brillouin-zone integrations

$$\sum_n \int_{\text{BZ}} \frac{d^3k}{V_{\text{BZ}}} \theta(\varepsilon_{\text{F}} - \varepsilon_{nk}) X_{nk} \quad (1.2)$$

$$\sum_n \int_{\text{BZ}} \frac{d^3k}{V_{\text{BZ}}} \delta(\omega - \varepsilon_{nk}) X_{nk}(\omega) \quad (1.3)$$

$$\sum_{nn'} \int_{\text{BZ}} \frac{d^3k}{V_{\text{BZ}}} \delta(\varepsilon_{\text{F}} - \varepsilon_{nk}) \delta(\varepsilon_{\text{F}} - \varepsilon'_{n'k}) X_{nn'k} \quad (1.4)$$

$$\sum_{nn'} \int_{\text{BZ}} \frac{d^3k}{V_{\text{BZ}}} \theta(\varepsilon_{\text{F}} - \varepsilon_{nk}) \theta(\varepsilon_{nk} - \varepsilon'_{n'k}) X_{nn'k} \quad (1.5)$$

$$\sum_{nn'} \int_{\text{BZ}} \frac{d^3k}{V_{\text{BZ}}} \frac{\theta(\varepsilon_{\text{F}} - \varepsilon_{nk}) \theta(\varepsilon'_{n'k} - \varepsilon_{\text{F}})}{\varepsilon'_{n'k} - \varepsilon_{nk}} X_{nn'k} \quad (1.6)$$

$$\sum_{nn'} \int_{\text{BZ}} \frac{d^3k}{V_{\text{BZ}}} \theta(\varepsilon_{\text{F}} - \varepsilon_{nk}) \theta(\varepsilon'_{n'k} - \varepsilon_{\text{F}}) \delta(\varepsilon'_{n'k} - \varepsilon_{nk} - \omega) X_{nn'k}(\omega) \quad (1.7)$$

$$\sum_{nn'} \int_{\text{BZ}} \frac{d^3k}{V_{\text{BZ}}} \frac{\theta(\varepsilon_{\text{F}} - \varepsilon_{nk}) \theta(\varepsilon'_{n'k} - \varepsilon_{\text{F}})}{\varepsilon'_{n'k} - \varepsilon_{nk} + i\omega} X_{nn'k}(\omega) \quad (1.8)$$

INSTALLATION

2.1 Important files and directories

- `doc/`
[Directory for manuals]
 - `doc/index.html` : Index page
- `src/` : Directory for the sources of the library
- `example/` : Directory for the sample program
- `test/` : Directory for tests
- `configure` : Configuration script for the build

2.2 Prerequisite

`libtetraubz` requires the following

- fortran and C compiler
- MPI library (If you use MPI/Hybrid version)

2.3 Installation guide

1. Download `.tar.gz` file from following web page.
<https://github.com/mitsuaki1987/libtetraubz/releases/>
2. Uncompress `.tar.gz` file and enter the generated directory.

```
$ tar xzvf xzvf libtetraubz_1.0.1.tar.gz  
$ cd libtetraubz
```

3. Configure the build environment.

```
$ ./configure --prefix=install_dir
```

Then, this script checks the compiler and the libraries required for the installation, and creates Makefiles. `install_dir` indicates the full path of the directory where the library is installed (you should replace it according to your case). If none is specified, `/use/local/` is chosen for storing libraries by `make install`

(Therefore, if one is not the admin, `install_dir` must be specified to the different directory). `configure` has many options, and they are used according to the environment etc. For more details, please see *Options for configure*.

- After `configure` finishes successfully and Makefiles are generated, please type

```
$ make
```

to build libraries. Then please type

```
$ make install
```

to store libraries and the sample program to `install_dir/lib` and `install_dir/bin`, respectively. Although one can use libraries and the sample program without `make install`, they are a little different to the installed one.

- Add the libtetrabz's library directory (`install_dir/lib`) to the search path of the dynamically linked program (environment variable `LD_LIBRARY_PATH`).

```
$ export LD_LIBRARY_PATH=${LD_LIBRARY_PATH}:install_dir/lib
```

- Sample programs using libtetrabz are also compiled in `example/`.

`example/dos.x` : Compute DOS of a tight-binding model in the cubic lattice. The source code is `dos.f90`

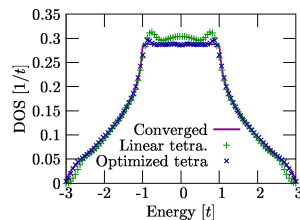


Fig. 1: Density of states of the tight-binding model on the cubic lattice calculated by using `dos.x`. The solid line indicates the result converged about the number of k . “+” and “×” indicate results by using the linear tetrahedron method and the optimized tetrahedron method, respectively with $8 \times 8 \times 8k$ grid.

`example/lindhard.x` : Compute the Lindhard function. The source code is `lindhard.f90`

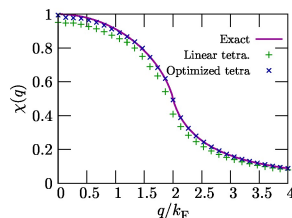


Fig. 2: (solid line) The analytical result of the Lindhard function. “+” and “×” indicate results by using the linear tetrahedron method and the optimized tetrahedron method, respectively with $8 \times 8 \times 8k$ grid.

2.4 Options for configure

configure has many options and environment variables. They can be specified at once. E.g.

```
$ ./configure --prefix=/home/libtetrabz/ --with-mpi=yes FC=mpif90
```

All options and variables have default values. We show a part of them as follows:

`---prefix`

Default: `---prefix=/usr/local/`. Specify the directory where the library etc. are installed.

`--with-mpi`

Default: `--with-mpi=no` (without MPI). Whether use MPI (`--with-mpi=yes`), or not.

`--with-openmp`

Default: `--with-openmp=yes` (with OpenMP). Whether use OpenMP or not (`--with-openmp=no`).

`--enable-shared`

Default: `--enable-shared`. Whether generate shared library.

`--enable-static`

Default: `--enable-static`. Whether generate static library.

`FC, C`

Default: The fortran/C compiler chosen automatically from those in the system. When `--with-mpi` is specified, the corresponding MPI compiler (such as `mpif90`) is searched. If `FC` printed the end of the standard-output of `configure` is not what you want, please set it manually as `./configure FC=gfortran`.

`--help`

Display all options including above, and stop without configuration.

LINKING LIBTETRABZ

e. g. / For intel fortran

```
$ ifort program.f90 -L install_dir/lib -I install_dir/include -ltetrabz -  
↪fopenmp  
$ mpiifort program.f90 -L install_dir/lib -I install_dir/include -ltetrabz -  
↪fopenmp
```

e. g. / For intel C

```
$ icc -lifcore program.f90 -L install_dir/lib -I install_dir/include -ltetrabz_  
↪-fopenmp  
$ mpiicc -lifcore program.f90 -L install_dir/lib -I install_dir/include -  
↪ltetrabz_mpi -fopenmp
```

SUBROUTINES

You can call a subroutine in this library as follows:

```
USE libtetrazbz, ONLY : libtetrazbz_occ
CALL libtetrazbz_occ(ltetra, bvec, nb, nge, eig, ngw, wght)
```

Every subroutine has a name starts from libtetrazbz_.

For the C program, it can be used as follows:

```
#include "libtetrazbz.h"
libtetrazbz_occ(&ltetra, bvec, &nb, nge, eig, ngw, wght)
```

Variables should be passed as pointers. Arrays should be declared as one dimensional arrays. Also, the communicator argument for the routine should be transformed from the C/C++'s one to the fortran's one as follows.

```
comm_f = MPI_Comm_c2f(comm_c);
```

4.1 Total energy, charge density, occupations

$$\sum_n \int_{\text{BZ}} \frac{d^3k}{V_{\text{BZ}}} \theta(\epsilon_{\text{F}} - \epsilon_{nk}) X_{nk} \quad (4.1)$$

```
CALL libtetrazbz_occ(ltetra, bvec, nb, nge, eig, ngw, wght, comm)
```

Parameters

```
INTEGER, INTENT(IN) :: ltetra
```

Specify the type of the tetrahedron method. 1 ... the linear tetrahedron method. 2 ... the optimized tetrahedron method [1].

```
REAL(8), INTENT(IN) :: bvec(3,3)
```

Reciprocal lattice vectors (arbitrary unit). Because they are used to choose the direction of tetrahedra, only their ratio is used.


```
INTEGER, INTENT(IN) :: nb
```

The number of bands.

```
INTEGER, INTENT(IN) :: nge(3)
```

Specify the k -grid for input orbital energy.

```
REAL(8), INTENT(IN) :: eig(nb, nge(1), nge(2), nge(3))
```

The orbital energy measured from the Fermi energy ($\varepsilon_F = 0$).

```
INTEGER, INTENT(IN) :: ngw(3)
```

Specify the k -grid for output integration weights. You can make $\text{ngw} \neq \text{nge}$ (See *Appendix*).

```
REAL(8), INTENT(OUT) :: wght(nb, ngw(1), ngw(2), ngw(3))
```

The integration weights.

```
INTEGER, INTENT(IN), OPTIONAL :: comm
```

Optional argument. Communicators for MPI such as `MPI_COMM_WORLD`. Only for MPI / Hybrid parallelization. For C compiler without MPI, just pass `NULL` to omit this argument.

4.2 Fermi energy and occupations

$$\sum_n \int_{\text{BZ}} \frac{d^3k}{V_{\text{BZ}}} \theta(\varepsilon_F - \varepsilon_{nk}) X_{nk} \quad (4.2)$$

```
CALL libtetrabz_fermieng(ltetra, bvec, nb, nge, eig, ngw, wght, ef, nelec, comm)
```

Parameters

```
INTEGER, INTENT(IN) :: ltetra
```

Specify the type of the tetrahedron method. 1 \dots the linear tetrahedron method. 2 \dots the optimized tetrahedron method [1].

```
REAL(8), INTENT(IN) :: bvec(3, 3)
```

Reciprocal lattice vectors (arbitrary unit). Because they are used to choose the direction of tetrahedra, only their ratio is used.

```
INTEGER, INTENT(IN) :: nb
```

The number of bands.

```
INTEGER, INTENT(IN) :: nge(3)
```

Specify the k -grid for input orbital energy.

```
REAL(8), INTENT(IN) :: eig(nb, nge(1), nge(2), nge(3))
```

The orbital energy measured from the Fermi energy ($\varepsilon_F = 0$).

```
INTEGER, INTENT(IN) :: ngw(3)
```

Specify the k -grid for output integration weights. You can make $ngw \neq nge$ (See *Appendix*).

```
REAL(8), INTENT(OUT) :: wght(nb, ngw(1), ngw(2), ngw(3))
```

The integration weights.

```
REAL(8), INTENT(OUT) :: ef
```

The Fermi energy.

```
REAL(8), INTENT(IN) :: nelec
```

The number of (valence) electrons per spin.

```
INTEGER, INTENT(IN), OPTIONAL :: comm
```

Optional argument. Communicators for MPI such as `MPI_COMM_WORLD`. Only for MPI / Hybrid parallelization. For C compiler without MPI, just pass `NULL` to omit this argument.

4.3 Partial density of states

$$\sum_n \int_{\text{BZ}} \frac{d^3k}{V_{\text{BZ}}} \delta(\omega - \varepsilon_{nk}) X_{nk}(\omega) \quad (4.3)$$

```
CALL libtetrabz_dos(ltetra, bvec, nb, nge, eig, ngw, wght, ne, e0, comm)
```

Parameters

```
INTEGER, INTENT(IN) :: ltetra
```

Specify the type of the tetrahedron method. 1 ... the linear tetrahedron method. 2 ... the optimized tetrahedron method [1].

```
REAL(8), INTENT(IN) :: bvec(3, 3)
```

Reciprocal lattice vectors (arbitrary unit). Because they are used to choose the direction of tetrahedra, only their ratio is used.

```
INTEGER, INTENT(IN) :: nb
```

The number of bands.

```
INTEGER, INTENT(IN) :: nge(3)
```

Specify the k -grid for input orbital energy.

```
REAL(8), INTENT(IN) :: eig(nb, nge(1), nge(2), nge(3))
```

The orbital energy measured from the Fermi energy ($\varepsilon_F = 0$).

```
INTEGER, INTENT(IN) :: ngw(3)
```

Specify the k -grid for output integration weights. You can make $\text{ngw} \neq \text{nge}$ (See [Appendix](#)).

```
REAL(8), INTENT(OUT) :: wght(ne, nb, ngw(1), ngw(2), ngw(3))
```

The integration weights.

```
INTEGER, INTENT(IN) :: ne
```

The number of energy where DOS is calculated.

```
REAL(8), INTENT(IN) :: e0(ne)
```

Energies where DOS is calculated.

```
INTEGER, INTENT(IN), OPTIONAL :: comm
```

Optional argument. Communicators for MPI such as `MPI_COMM_WORLD`. Only for MPI / Hybrid parallelization. For C compiler without MPI, just pass `NULL` to omit this argument.

4.4 Integrated density of states

$$\sum_n \int_{\text{BZ}} \frac{d^3k}{V_{\text{BZ}}} \theta(\omega - \varepsilon_{nk}) X_{nk}(\omega) \quad (4.4)$$

```
CALL libtetrabz_intdos(ltetra, bvec, nb, nge, eig, ngw, wght, ne, e0, comm)
```

Parameters

```
INTEGER, INTENT(IN) :: ltetra
```

Specify the type of the tetrahedron method. 1 \cdots the linear tetrahedron method. 2 \cdots the optimized tetrahedron method [1].

```
REAL(8), INTENT(IN) :: bvec(3, 3)
```

Reciprocal lattice vectors (arbitrary unit). Because they are used to choose the direction of tetrahedra, only their ratio is used.

```
INTEGER, INTENT(IN) :: nb
```

The number of bands.

```
INTEGER, INTENT(IN) :: nge(3)
```

Specify the k -grid for input orbital energy.

```
REAL(8), INTENT(IN) :: eig(nb, nge(1), nge(2), nge(3))
```

The orbital energy measured from the Fermi energy ($\varepsilon_F = 0$).

```
INTEGER, INTENT(IN) :: ngw(3)
```

Specify the k -grid for output integration weights. You can make $ngw \neq nge$ (See *Appendix*).

```
REAL(8), INTENT(OUT) :: wght(ne, nb, ngw(1), ngw(2), ngw(3))
```

The integration weights.

```
INTEGER, INTENT(IN) :: ne
```

The number of energy where DOS is calculated.

```
REAL(8), INTENT(IN) :: e0(ne)
```

Energies where DOS is calculated.

```
INTEGER, INTENT(IN), OPTIONAL :: comm
```

Optional argument. Communicators for MPI such as `MPI_COMM_WORLD`. Only for MPI / Hybrid parallelization. For C compiler without MPI, just pass `NULL` to omit this argument.

4.5 Nesting function and Fermi level parameter

$$\sum_{nn'} \int_{\text{BZ}} \frac{d^3k}{V_{\text{BZ}}} \delta(\varepsilon_F - \varepsilon_{nk}) \delta(\varepsilon_F - \varepsilon'_{n'k}) X_{nn'k} \quad (4.5)$$

```
CALL libtetrabz_dbldelta(ltetra, bvec, nb, nge, eig1, eig2, ngw, wght, comm)
```

Parameters

```
INTEGER, INTENT(IN) :: ltetra
```

Specify the type of the tetrahedron method. 1 ... the linear tetrahedron method. 2 ... the optimized tetrahedron method [1].

```
REAL(8), INTENT(IN) :: bvec(3, 3)
```

Reciprocal lattice vectors (arbitrary unit). Because they are used to choose the direction of tetrahedra, only their ratio is used.

```
INTEGER, INTENT(IN) :: nb
```

The number of bands.

```
INTEGER, INTENT(IN) :: nge(3)
```

Specify the k -grid for input orbital energy.

```
REAL(8), INTENT(IN) :: eig1(nb, nge(1), nge(2), nge(3))
```

The orbital energy measured from the Fermi energy ($\varepsilon_F = 0$). Do the same with eig2.

```
REAL(8), INTENT(IN) :: eig2(nb, nge(1), nge(2), nge(3))
```

Another orbital energy. E.g. ε_{k+q} on a shifted grid.

```
INTEGER, INTENT(IN) :: ngw(3)
```

Specify the k -grid for output integration weights. You can make $ngw \neq nge$ (See [Appendix](#)).

```
REAL(8), INTENT(OUT) :: wght(nb, nb, ngw(1), ngw(2), ngw(3))
```

The integration weights.

```
INTEGER, INTENT(IN), OPTIONAL :: comm
```

Optional argument. Communicators for MPI such as MPI_COMM_WORLD. Only for MPI / Hybrid parallelization. For C compiler without MPI, just pass NULL to omit this argument.

4.6 A part of DFPT calculation

$$\sum_{nn'} \int_{\text{BZ}} \frac{d^3k}{V_{\text{BZ}}} \theta(\varepsilon_F - \varepsilon_{nk}) \theta(\varepsilon_{nk} - \varepsilon'_{n'k}) X_{nn'k} \quad (4.6)$$

```
CALL libtetrabz_dblstep(ltetra, bvec, nb, nge, eig1, eig2, ngw, wght, comm)
```

Parameters

```
INTEGER, INTENT(IN) :: ltetra
```

Specify the type of the tetrahedron method. 1 ... the linear tetrahedron method. 2 ... the optimized tetrahedron method [1].

```
REAL(8), INTENT(IN) :: bvec(3, 3)
```

Reciprocal lattice vectors (arbitrary unit). Because they are used to choose the direction of tetrahedra, only their ratio is used.

```
INTEGER, INTENT(IN) :: nb
```

The number of bands.

```
INTEGER, INTENT(IN) :: nge(3)
```

Specify the k -grid for input orbital energy.

```
REAL(8), INTENT(IN) :: eig1(nb, nge(1), nge(2), nge(3))
```

The orbital energy measured from the Fermi energy ($\varepsilon_F = 0$). Do the same with eig2.

```
REAL(8), INTENT(IN) :: eig2(nb, nge(1), nge(2), nge(3))
```

Another orbital energy. E.g. ε_{k+q} on a shifted grid.

```
INTEGER, INTENT(IN) :: ngw(3)
```

Specify the k -grid for output integration weights. You can make $\text{ngw} \neq \text{nge}$ (See *Appendix*).

```
REAL(8), INTENT(OUT) :: wght(nb, nb, ngw(1), ngw(2), ngw(3))
```

The integration weights.

```
INTEGER, INTENT(IN), OPTIONAL :: comm
```

Optional argument. Communicators for MPI such as `MPI_COMM_WORLD`. Only for MPI / Hybrid parallelization. For C compiler without MPI, just pass `NULL` to omit this argument.

4.7 Static polarization function

$$\sum_{nn'} \int_{\text{BZ}} \frac{d^3k}{V_{\text{BZ}}} \frac{\theta(\varepsilon_{\text{F}} - \varepsilon_{nk}) \theta(\varepsilon'_{n'k} - \varepsilon_{\text{F}})}{\varepsilon'_{n'k} - \varepsilon_{nk}} X_{nn'k} \quad (4.7)$$

```
CALL libtetrabz_polstat(ltetra, bvec, nb, nge, eig1, eig2, ngw, wght, comm)
```

Parameters

```
INTEGER, INTENT(IN) :: ltetra
```

Specify the type of the tetrahedron method. 1 ... the linear tetrahedron method. 2 ... the optimized tetrahedron method [1].

```
REAL(8), INTENT(IN) :: bvec(3, 3)
```

Reciprocal lattice vectors (arbitrary unit). Because they are used to choose the direction of tetrahedra, only their ratio is used.

```
INTEGER, INTENT(IN) :: nb
```

The number of bands.

```
INTEGER, INTENT(IN) :: nge(3)
```

Specify the k -grid for input orbital energy.

```
REAL(8), INTENT(IN) :: eig1(nb, nge(1), nge(2), nge(3))
```

The orbital energy measured from the Fermi energy ($\varepsilon_{\text{F}} = 0$). Do the same with `eig2`.

```
REAL(8), INTENT(IN) :: eig2(nb, nge(1), nge(2), nge(3))
```

Another orbital energy. E.g. ε_{k+q} on a shifted grid.

```
INTEGER, INTENT(IN) :: ngw(3)
```

Specify the k -grid for output integration weights. You can make $\text{ngw} \neq \text{nge}$ (See [Appendix](#)).

```
REAL(8), INTENT(OUT) :: wght(nb, nb, ngw(1), ngw(2), ngw(3))
```

The integration weights.

```
INTEGER, INTENT(IN), OPTIONAL :: comm
```

Optional argument. Communicators for MPI such as `MPI_COMM_WORLD`. Only for MPI / Hybrid parallelization. For C compiler without MPI, just pass `NULL` to omit this argument.

4.8 Phonon linewidth

$$\sum_{nn'} \int_{\text{BZ}} \frac{d^3k}{V_{\text{BZ}}} \theta(\varepsilon_{\text{F}} - \varepsilon_{nk}) \theta(\varepsilon'_{n'k} - \varepsilon_{\text{F}}) \delta(\varepsilon'_{n'k} - \varepsilon_{nk} - \omega) X_{nn'k}(\omega) \quad (4.8)$$

```
CALL libtetrabz_fermigr(ltetra, bvec, nb, nge, eig1, eig2, ngw, wght, ne, e0, comm)
```

Parameters

```
INTEGER, INTENT(IN) :: ltetra
```

Specify the type of the tetrahedron method. 1 \cdots the linear tetrahedron method. 2 \cdots the optimized tetrahedron method [1].

```
REAL(8), INTENT(IN) :: bvec(3, 3)
```

Reciprocal lattice vectors (arbitrary unit). Because they are used to choose the direction of tetrahedra, only their ratio is used.

```
INTEGER, INTENT(IN) :: nb
```

The number of bands.

```
INTEGER, INTENT(IN) :: nge(3)
```

Specify the k -grid for input orbital energy.

```
REAL(8), INTENT(IN) :: eig1(nb, nge(1), nge(2), nge(3))
```

The orbital energy measured from the Fermi energy ($\varepsilon_{\text{F}} = 0$). Do the same with `eig2`.

```
REAL(8), INTENT(IN) :: eig2(nb, nge(1), nge(2), nge(3))
```

Another orbital energy. E.g. ε_{k+q} on a shifted grid.

```
INTEGER, INTENT(IN) :: ngw(3)
```

Specify the k -grid for output integration weights. You can make $\text{ngw} \neq \text{nge}$ (See [Appendix](#)).

```
REAL(8), INTENT(OUT) :: wght(ne, nb, nb, ngw(1), ngw(2), ngw(3))
```

The integration weights.

```
INTEGER, INTENT(IN) :: ne
```

The number of branches of the phonon.

```
REAL(8), INTENT(IN) :: e0(ne)
```

Phonon frequencies.

```
INTEGER, INTENT(IN), OPTIONAL :: comm
```

Optional argument. Communicators for MPI such as MPI_COMM_WORLD. Only for MPI / Hybrid parallelization. For C compiler without MPI, just pass NULL to omit this argument.

4.9 Polarization function (complex frequency)

$$\sum_{nn'} \int_{\text{BZ}} \frac{d^3k}{V_{\text{BZ}}} \frac{\theta(\varepsilon_{\text{F}} - \varepsilon_{nk}) \theta(\varepsilon'_{n'k} - \varepsilon_{\text{F}})}{\varepsilon'_{n'k} - \varepsilon_{nk} + i\omega} X_{nn'k}(\omega) \quad (4.9)$$

```
CALL libtetrabz_polcplx(ltetra, bvec, nb, nge, eig1, eig2, ngw, wght, ne, e0, comm)
```

Parameters

```
INTEGER, INTENT(IN) :: ltetra
```

Specify the type of the tetrahedron method. 1 ... the linear tetrahedron method. 2 ... the optimized tetrahedron method [1].

```
REAL(8), INTENT(IN) :: bvec(3, 3)
```

Reciprocal lattice vectors (arbitrary unit). Because they are used to choose the direction of tetrahedra, only their ratio is used.

```
INTEGER, INTENT(IN) :: nb
```

The number of bands.

```
INTEGER, INTENT(IN) :: nge(3)
```

Specify the k -grid for input orbital energy.

```
REAL(8), INTENT(IN) :: eig1(nb, nge(1), nge(2), nge(3))
```

The orbital energy measured from the Fermi energy ($\varepsilon_{\text{F}} = 0$). Do the same with eig2.

```
REAL(8), INTENT(IN) :: eig2(nb, nge(1), nge(2), nge(3))
```

Another orbital energy. E.g. ε_{k+q} on a shifted grid.


```
INTEGER, INTENT(IN) :: ngw(3)
```

Specify the k -grid for output integration weights. You can make $\text{ngw} \neq \text{nge}$ (See *Appendix*).

```
COMPLEX(8), INTENT(OUT) :: wght(ne, nb, nb, ngw(1), ngw(2), ngw(3))
```

The integration weights.

```
INTEGER, INTENT(IN) :: ne
```

The number of imaginary frequencies where polarization functions are calculated.

```
COMPLEX(8), INTENT(IN) :: e0(ne)
```

Complex frequencies where polarization functions are calculated.

```
INTEGER, INTENT(IN), OPTIONAL :: comm
```

Optional argument. Communicators for MPI such as `MPI_COMM_WORLD`. Only for MPI / Hybrid parallelization. For C compiler without MPI, just pass `NULL` to omit this argument.

PIECE OF SAMPLE CODE

This sample shows the calculation of the charge density.

$$\rho(r) = 2 \sum_{nk} \theta(\varepsilon_F - \varepsilon_{nk}) |\varphi_{nk}(r)|^2 \quad (5.1)$$

```

SUBROUTINE calc_rho(nr,nb,ng,nelec,bvec,eig,ef,phi,rho)
!
USE libtetrazb, ONLY : libtetrazb_fermieng
IMPLICIT NONE
!
INTEGER,INTENT(IN) :: nr ! number of r
INTEGER,INTENT(IN) :: nb ! number of bands
INTEGER,INTENT(IN) :: ng(3)
! k-point mesh
REAL(8),INTENT(IN) :: nelec ! number of electrons per spin
REAL(8),INTENT(IN) :: bvec(3,3) ! reciprocal lattice vector
REAL(8),INTENT(IN) :: eig(nb,ng(1),ng(2),ng(3)) ! Kohn-Sham eigenvalues
REAL(8),INTENT(OUT) :: ef ! Fermi energy
COMPLEX(8),INTENT(IN) :: phi(nr,nb,ng(1),ng(2),ng(3)) ! Kohn-Sham orbitals
REAL(8),INTENT(OUT) :: rho(nr) ! Charge density
!
INTEGER :: ib, i1, i2, i3, ltetra
REAL(8) :: wght(nb,ng(1),ng(2),ng(3))
!
ltetra = 2
!
CALL libtetrazb_fermieng(ltetra,bvec,nb,ng,eig,ng,wght,ef,nelec)
!
rho(1:nr) = 0d0
DO i1 = 1, ng(3)
  DO i2 = 1, ng(2)
    DO i1 = 1, ng(1)
      DO ib = 1, nb
        rho(1:nr) = rho(1:nr) + 2d0 * wght(ib,i1,i2,i3) &
          & * DBLE(CONJG(phi(1:nr,ib,i1,i2,i3))) * phi(1:nr,ib,i1,i2,i3)
      END DO
    END DO
  END DO
END DO
END DO
!
END SUBROUTINE calc_rho

```

RE-DISTRIBUTION OF THIS PROGRAM

6.1 Contain libtetrabz in your program

libtetrabz is distributed with the *MIT License*. To summarize this, you can freely modify, copy and paste libtetrabz to any program such as a private program (in the research group, co-workers, etc.), open-source, free, and commercial software. Also, you can freely choose the license to distribute your program.

6.2 Build libtetrabz without Autoconf

In this package, libtetrabz is built with Autotools (Autoconf, Automake, Libtool). If you do not want to use Autotools for your distributed program with libtetrabz's source, you can use the following simple Makefile (please care about TAB).

```
F90 = gfortran
FFLAGS = -fopenmp -O2 -g

OBJS = \
libtetrabz.o \
libtetrabz_dbldelta_mod.o \
libtetrabz_dblstep_mod.o \
libtetrabz_dos_mod.o \
libtetrabz_fermigr_mod.o \
libtetrabz_occ_mod.o \
libtetrabz_polcplx_mod.o \
libtetrabz_polstat_mod.o \
libtetrabz_common.o \

.SUFFIXES :
.SUFFIXES : .o .F90

libtetrabz.a:$(OBJS)
    ar cr $@ $(OBJS)

.F90.o:
    $(F90) $(FFLAGS) -c $<

clean:
    rm -f *.a *.o *.mod
```

(continues on next page)

(continued from previous page)

```
libtetrabz.o:libtetrabz_polcplx_mod.o
libtetrabz.o:libtetrabz_fermigr_mod.o
libtetrabz.o:libtetrabz_polstat_mod.o
libtetrabz.o:libtetrabz_dbldelta_mod.o
libtetrabz.o:libtetrabz_dblstep_mod.o
libtetrabz.o:libtetrabz_dos_mod.o
libtetrabz.o:libtetrabz_occ_mod.o
libtetrabz_dbldelta_mod.o:libtetrabz_common.o
libtetrabz_dblstep_mod.o:libtetrabz_common.o
libtetrabz_dos_mod.o:libtetrabz_common.o
libtetrabz_fermigr_mod.o:libtetrabz_common.o
libtetrabz_occ_mod.o:libtetrabz_common.o
libtetrabz_polcplx_mod.o:libtetrabz_common.o
libtetrabz_polstat_mod.o:libtetrabz_common.o
```

6.3 MIT License

Copyright (c) 2014 Mitsuaki Kawamura

Permission is hereby granted, free of charge, to any person obtaining a copy of this software and associated documentation files (the “Software”), to deal in the Software without restriction, including without limitation the rights to use, copy, modify, merge, publish, distribute, sublicense, and/or sell copies of the Software, and to permit persons to whom the Software is furnished to do so, subject to the following conditions:

The above copyright notice and this permission notice shall be included in all copies or substantial portions of the Software.

THE SOFTWARE IS PROVIDED “AS IS”, WITHOUT WARRANTY OF ANY KIND, EXPRESS OR IMPLIED, INCLUDING BUT NOT LIMITED TO THE WARRANTIES OF MERCHANTABILITY, FITNESS FOR A PARTICULAR PURPOSE AND NONINFRINGEMENT. IN NO EVENT SHALL THE AUTHORS OR COPYRIGHT HOLDERS BE LIABLE FOR ANY CLAIM, DAMAGES OR OTHER LIABILITY, WHETHER IN AN ACTION OF CONTRACT, TORT OR OTHERWISE, ARISING FROM, OUT OF OR IN CONNECTION WITH THE SOFTWARE OR THE USE OR OTHER DEALINGS IN THE SOFTWARE.

CONTACTS

Please post bug reports and questions to the forum

<http://sourceforge.jp/projects/fermisurfer/forums/>

When you want to join us, please contact me as follows.

The Institute of Solid State Physics

Mitsuaki Kawamura

mkawamura__at__issp.u-tokyo.ac.jp

8.1 Inverse interpolation

We consider an integration as follows:

$$\langle X \rangle = \sum_k X_k w(\varepsilon_k) \quad (8.1)$$

If this integration has conditions that

- $w(\varepsilon_k)$ is sensitive to ε_k (e. g. the stepfunction, the delta function, etc.) and requires ε_k on a dense k grid, and
- the numerical cost to obtain X_k is much larger than the cost for ε_k (e. g. the polarization function),

it is efficient to interpolate X_k into a denser k grid and evaluate that integration in a dense k grid. This method is performed as follows:

1. Calculate ε_k on a dense k grid.
2. Calculate X_k on a coarse k grid and obtain that on a dense k grid by using the linear interpolation, the polynomial interpolation, the spline interpolation, etc.

$$X_k^{\text{dense}} = \sum_{k'}^{\text{coarse}} F_{kk'} X_{k'}^{\text{coarse}} \quad (8.2)$$

1. Evaluate that integration in the dense k grid.

$$\langle X \rangle = \sum_k^{\text{dense}} X_k^{\text{dense}} w_k^{\text{dense}} \quad (8.3)$$

The inverse interpolation method (Appendix of [2]) allows as to obtain the same result to above without interpolating X_k into a dense k grid. In this method, we map the integration weight on a dense k grid into that on a coarse k grid (inverse interpolation). Therefore, if we require

$$\sum_k^{\text{dense}} X_k^{\text{dense}} w_k^{\text{dense}} = \sum_k^{\text{coarse}} X_k^{\text{coarse}} w_k^{\text{coarse}} \quad (8.4)$$

we obtain

$$w_k^{\text{coarse}} = \sum_k^{\text{dense}} F_{k'k} w_{k'}^{\text{dense}} \quad (8.5)$$

The numerical procedure for this method is as follows:

1. Calculate the integration weight on a dense k grid w_k^{dense} from ε_k on a dense k grid.
2. Obtain the integration weight on a coarse k grid w_k^{coarse} by using the inverse interpolation method.

3. Evaluate that integration in a coarse k grid where X_k was calculated.

All routines in `libtetrabz` can perform the inverse interpolation method; if we make k grids for the orbital energy (`nge`) and the integration weight (`ngw`) different, we obtain w_k^{coarse} calculated by using the inverse interpolation method.

8.2 Double delta integration

For the integration

$$\sum_{nn'k} \delta(\varepsilon_F - \varepsilon_{nk}) \delta(\varepsilon_F - \varepsilon'_{n'k}) X_{nn'k} \quad (8.6)$$

first, we cut out one or two triangles where $\varepsilon_{nk} = \varepsilon_F$ from a tetrahedron and evaluate $\varepsilon_{n'k+q}$ at the corners of each triangles as

$$\varepsilon_i^{k+q} = \sum_{j=1}^4 F_{ij}(\varepsilon_1^k, \dots, \varepsilon_4^k, \varepsilon_F) \varepsilon_j^{k+q}. \quad (8.7)$$

Then we calculate $\delta(\varepsilon_{n'k+q} - \varepsilon_F)$ in each triangles and obtain weights of corners. This weights of corners are mapped into those of corners of the original tetrahedron as

$$W_i = \sum_{j=1}^3 \frac{S}{\nabla_k \varepsilon_k} F_{ji}(\varepsilon_1^k, \dots, \varepsilon_4^k, \varepsilon_F) W'_j. \quad (8.8)$$

F_{ij} and $\frac{S}{\nabla_k \varepsilon_k}$ are calculated as follows ($a_{ij} \equiv (\varepsilon_i - \varepsilon_j)/(\varepsilon_F - \varepsilon_j)$):

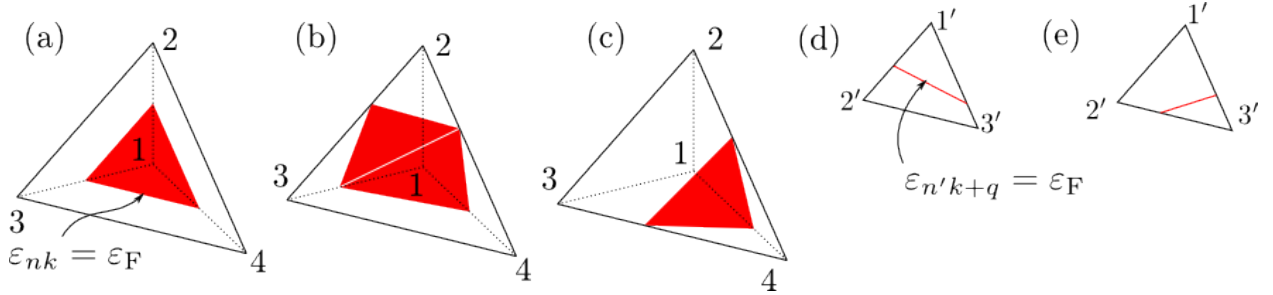


Fig. 1: How to divide a tetrahedron in the case of $\varepsilon_1 \leq \varepsilon_F \leq \varepsilon_2$ (a), $\varepsilon_2 \leq \varepsilon_F \leq \varepsilon_3$ (b), and $\varepsilon_3 \leq \varepsilon_F \leq \varepsilon_4$ (c).

- When $\varepsilon_1 \leq \varepsilon_F \leq \varepsilon_2 \leq \varepsilon_3 \leq \varepsilon_4$ [Fig. 1 (a)],

$$F = \begin{pmatrix} a_{12} & a_{21} & 0 & 0 \\ a_{13} & 0 & a_{31} & 0 \\ a_{14} & 0 & 0 & a_{41} \end{pmatrix}, \quad \frac{S}{\nabla_k \varepsilon_k} = \frac{3a_{21}a_{31}a_{41}}{\varepsilon_F - \varepsilon_1} \quad (8.9)$$

- When $\varepsilon_1 \leq \varepsilon_2 \leq \varepsilon_F \leq \varepsilon_3 \leq \varepsilon_4$ [Fig. 1 (b)],

$$F = \begin{pmatrix} a_{13} & 0 & a_{31} & 0 \\ a_{14} & 0 & 0 & a_{41} \\ 0 & a_{24} & 0 & a_{42} \end{pmatrix}, \quad \frac{S}{\nabla_k \varepsilon_k} = \frac{3a_{31}a_{41}a_{24}}{\varepsilon_F - \varepsilon_1} \quad (8.10)$$

$$F = \begin{pmatrix} a_{13} & 0 & a_{31} & 0 \\ 0 & a_{23} & a_{32} & 0 \\ 0 & a_{24} & 0 & a_{42} \end{pmatrix}, \quad \frac{S}{\nabla_k \varepsilon_k} = \frac{3a_{23}a_{31}a_{42}}{\varepsilon_F - \varepsilon_1} \quad (8.11)$$

- When $\varepsilon_1 \leq \varepsilon_2 \leq \varepsilon_3 \leq \varepsilon_F \leq \varepsilon_4$ [Fig. 1 (c)],

$$F = \begin{pmatrix} a_{14} & 0 & 0 & a_{41} \\ a_{13} & a_{24} & 0 & a_{42} \\ a_{12} & 0 & a_{34} & a_{43} \end{pmatrix}, \quad \frac{S}{\nabla_k \varepsilon_k} = \frac{3a_{14}a_{24}a_{34}}{\varepsilon_1 - \varepsilon_F} \quad (8.12)$$

Weights on each corners of the triangle are computed as follows [$a'_{ij} \equiv (\varepsilon'_i - \varepsilon'_j)/(\varepsilon_F - \varepsilon'_j)$]:

- When $\varepsilon'_1 \leq \varepsilon_F \leq \varepsilon'_2 \leq \varepsilon'_3$ [Fig. 1 (d)],

$$W'_1 = L(a'_{12} + a'_{13}), \quad W'_2 = La'_{21}, \quad W'_3 = La'_{31}, \quad L \equiv \frac{a'_{21}a'_{31}}{\varepsilon_F - \varepsilon'_1} \quad (8.13)$$

- When $\varepsilon'_1 \leq \varepsilon'_2 \leq \varepsilon_F \leq \varepsilon'_3$ [Fig. 1 (e)],

$$W'_1 = La'_{13}, \quad W'_2 = La'_{23}, \quad W'_3 = L(a'_{31} + a'_{32}), \quad L \equiv \frac{a'_{13}a'_{23}}{\varepsilon'_3 - \varepsilon_F} \quad (8.14)$$

REFERENCE

- [1] M. Kawamura, Y. Gohda, and S. Tsuneyuki, *Phys. Rev. B* 89, 094515 (2014).
[2] M. Kawamura, R. Akashi, and S. Tsuneyuki, *Phys. Rev. B* 95, 054506 (2017).